



# KRUUSE Flexible Endoscopes



## Video Gastroscope

Is specifically designed for the equine practitioner at a very affordable price. Useful in the diagnosis of gastric ulceration, among other things. Working length is 300 cm, outer diameter maximum is 10.5 mm, instrument channel is 2.8 mm. Movement of distal tip is 160° u/d, 140° l/r. Standard accessories included with video gastroscope: carrying case, cleaning accessories and brush, water bottle assembly, illuminator, video processor and cables, colour monitor 14", syringe and irrigation tubing

**Cat. No 290330**

The video gastroscope is also available in other lengths, ie 1.7 m, upon request. All video- and fibrescopes come in a carrying case with tubing accessories and a cleaning brush. Forceps and other accessories are listed after each model and must be ordered separately. In order to select the correct fibrescope and accessories for your practice, please use chart below.



Endoscope	Diameter	Length	Rhino- scopy	Cysto- scopy	Broncho- scopy	Gastro- scopy	Colon- scopy	Duodeno- scopy	Tracheal Endoscopy	Upper Respiratory
VFS-8	3.0 mm	87 cm	Cat/Dog Exotic	Cat/Dog	Exotic	Exotic				
VFS-10	4.0 mm	70 cm			Cat/Dog Exotic	Cat Exotic				
VFS-2A	6.4 mm	100 cm	Dog	Dog	Dog	Cat/Dog	Cat/Dog	Cat		
VFS-2B	6.6 mm	100 cm	Dog	Dog	Dog/Horse	Cat/Dog	Cat/Dog	Cat/Dog	Cat/Dog	Cat/Dog
V8F145	8.0 mm	145 cm	Dog/Horse	Dog/Horse	Cat/Dog/ Horse	Cat/Dog/ Horse	Cat/Dog/ Horse	Cat/Dog/ Horse	Cat/Dog/ Horse	Cat/Dog/ Horse
VFS-5	9.9 mm	125 cm			Dog	Cat/Dog	Cat/Dog	Dog	Cat/Dog	Horse
VFS-5A	9.9 mm	200 cm			Dog	Cat/Dog	Cat/Dog	Dog	Cat/Dog	Horse
VFS-250	9.9 mm	250 cm			Dog	Dog/Horse	Dog	Dog	Dog	Horse
VFS-300	9.9 mm	300 cm				Horse				Horse
VFS-200	14.3 mm	200 cm				Horse				Horse

## VFS-300

This gastroscope is specifically designed for the equine practice. Useful in the diagnosis of stomach ulcers, among other things. Ergonomically designed handle with automatic air, water and suction valves strategically placed for easy manipulation with one hand. Four way articulation knobs give complete fingertip manoeuvrability, with friction control on the left/right articulation. The large suction/biopsy channel of these gastroscopes allows easy instrument passage and maximum suction capability. A unique cleanout port provides total access to the channel for thorough cleaning and disinfection. Channel size: 2.8 mm. Length: 300 cm. Shaft diameter: 9.9 mm. End tip deflection: 180° u/d, 160° l/r. Field of view: 100°. Accessories to be ordered separately.

**VFS-300 excl. light source**  
Cat. No 290321

**VFS-300 incl. light source**  
Cat. No 290320




### Accessoires for 3 m Video Gastroscope and VFS-300

**Biopsy forceps alligator jaw cup w/needle 1.8 mm x 330 cm**  
Cat. No 290596

**Biopsy forceps oval cup w/needle 2.2 mm x 330 cm**  
Cat. No 290597

**3 prong grasping forceps 1.8 mm x 330 cm**  
Cat. No 290598




## VFS-2A

For small animals, ideal for dogs and cats. The small diameter flexible shaft increases versatility and minimizes trauma. Automatic air, water and suction valves ergonomically placed for easy one-hand suction. Biopsy channel for instrument passage and suctioning capability. Length: 100 cm. Shaft diameter: 6.4 mm. Channel size: 2.0 mm. End tip deflection: 120° u/d Field of view: 70°.

**VFS-2A excl. light source**  
Cat. No 290285

**VFS-2A incl. light source 1185U**  
Cat. No 290294



## VFS-5

For small and large animals. Length: 125 cm. Shaft diameter: 9.9 mm. Channel size: 2.8 mm. Four way articulation: 180° u/d, 170° l/r. Field of view: 100°.

**Accessories to be ordered separately.**

**VFS-5 excl. light source**  
Cat. No 290286

**VFS-5 incl. light source 1185U**  
Cat. No 290298



### Accessories for VFS-5

**Biopsy forceps, alligator jaw cup w/needle 1.8 mm x 160 cm**  
Cat. No 290297

**Biopsy forceps, oval cup w/needle 2.2 mm x 160 cm**  
Cat. No 290311

**Biopsy forceps, round cup w/needle 2.2 mm x 160 cm**  
Cat. No 290313

**Biopsy forceps, round cup without needle 2.2 mm x 160 cm**  
Cat. No 290317

**3-prong grasping forceps 1.8 mm x 180 cm**  
Cat. No 290302

**4-wire stone and retrieval basket 1.8 mm x 180 cm**  
Cat. No 290318

**6-wire stone and retrieval basket 1.8 mm x 180 cm**  
Cat. No 290309

**Cytology brushes, disposable, 20/pk, 2.4 mm x 160 cm**  
Cat. No 290319

## VFS-2B

Has the same features as VFS-2A but with Four way articulation. 180° u/d, 120° l/r. Excl. light source

**Cat. No 290367**

### Accessories for VFS-2A and VFS-2B

**Biopsy forceps, alligator jaw cup w/needle 1.8 mm x 160 cm**  
Cat. No 290297

**3-prong grasping forceps 1.8 mm x 180 cm**  
Cat. No 290302

**4-wire stone and retrieval basket 1.8 mm x 180 cm**  
Cat. No 290318

**6-wire stone and retrieval basket 1.8 mm x 180 cm**  
Cat. No 290309

**Cytology brushes, disposable, 1.8 mm x 120 cm 20/pk**  
Cat. No 290422

**Suction pump for fibrescopes**  
Cat. No 290305



## V8F 145D

Newly developed model based on the experiences of veterinary doctors worldwide for many years. The V8F 145D has a high resolution imaging system and a small shaft diameter which allow evaluation of respiratory, upper and lower GI and reproductive tract and detect bleeding sites etc. V8F 145D is for both small and large animals. Fully immersible to allow complete cleaning and disinfection, adding years of life to this instrument. Precise 4-way end tip control. Channel size: 2.5 mm. Length: 145 cm. Shaft diameter: 8 mm. End tip deflection: 180° u, 120° d, 100° l/r. Field of view 95°.

**V8F 145D excl. light source**  
Cat. No 290609

**V8F 145D incl. light source**  
Cat. No 290295

### Accessories for V8F 145D

**Biopsy forceps, alligator jaw cup w/needle 1.8 mm x 180 cm**  
Cat. No 290423

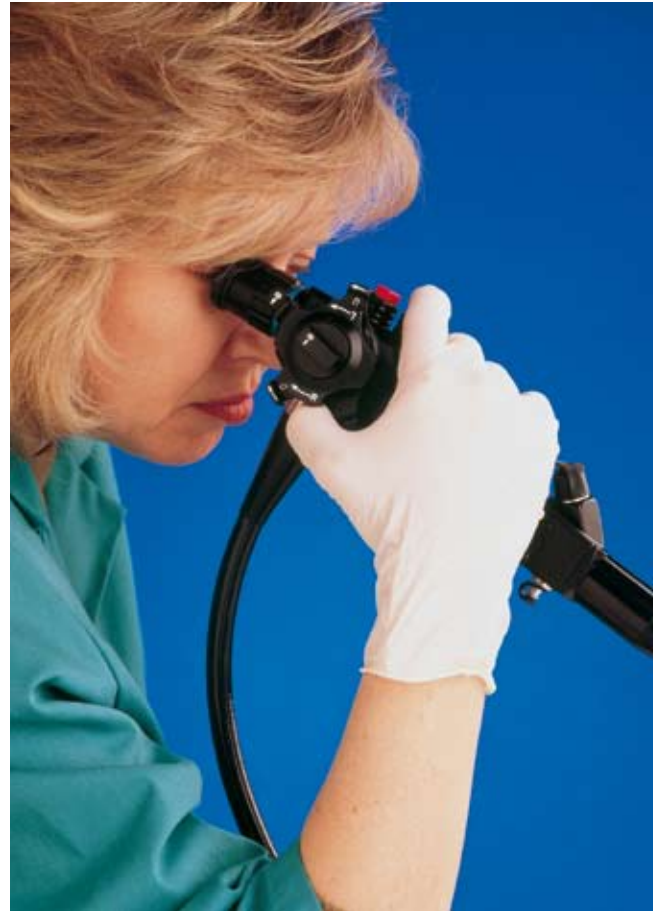
**Biopsy forceps, oval jaw cup w/needle 1.8 mm x 160 cm**  
Cat. No 290296

**3-prong grasping forceps 1.8 mm x 180 cm**  
Cat. No 290302

**4-wire stone & retrieval basket 1.8 mm x 180 cm**  
Cat. No 290318

**6-wire stone & retrieval basket 1.8 mm x 180 cm**  
Cat. No 290309

**Cytology brushes, disposable, 20/pk 2.5 mm x 200 cm**  
Cat. No 290424



## VFS-8 and VFS-10

The VFS-8 and VFS-10 have been designed by veterinary doctors for small animal veterinary procedures. Each scope features high-resolution optics and a small diameter flexible shaft that increases versatility and minimizes trauma. These scopes also contain a working channel for irrigation and the passage of diagnostic accessories. The VFS-8 endoscope is fully sealed and the VFS-10 is immersible for thorough cleaning and disinfection. The VFS-8 and VFS-10 are ideal for the small animal practitioner specializing in exotics and/or cats.

### VFS-10.

For small animal bronchoscopy and gastroscopy. Length: 70 cm. Shaft diameter: 4.0 mm. Channel size: 1.3 mm. End tip deflection: 100°. Field of view 95°.

**VFS-10 excl. light source**  
Cat. No 290601

**VFS-10 incl. light source 1185U**  
Cat. No 290307

### VFS-8.

For small animal rhinoscopy, cystoscopy, bronchoscopy and gastroscopy. Length: 87 cm. Shaft diameter: 3.0 mm. Channel size: 1.3 mm. No end tip deflection. Field of view 95°.

**VFS-8 excl. light source**  
Cat. No 290300

**VFS-8 incl. light source 1185U**  
Cat. No 290306

### Accessories for VFS-8 and VFS-10

**Biopsy forceps cup 1.0 mm x 115 cm**  
Cat. No 290312

**3-prong grasping forceps 1.0 mm x 105 cm**  
Cat. No 290341

**Flat wire stone extractor 1.0 mm x 105 cm**  
Cat. No 290342

**Loop retriever 1.0 mm x 105 cm**  
Cat. No 290345

**Cytology brushes, disposable, 20/pk 1.0 mm x 120 cm**  
Cat. No 290346

**Panasonic Monitor**  
**14" Colour Monitor TX14**  
Cat. No 290253





## Halogen Light Source, Illuminator with Suction for Air

Model 1185U  
Cat. No 290287

Halogen bulb, EJA, 150 W, 21 v, 2/pk  
Cat. No 290301



## CCD Colour Camera for Endoscopy.

Digitally controlled. High definition.  
Non conductive, waterproof camera head.

Model Op. 1428  
Cat. No 290257

Video adaptor 20X for fibrescopes  
Cat. No 290310



## Equipment Recommended for Bird Sexing

Arthroscopy 4 mm, 0°, autoclavable. Working length: 185 mm  
Cat. No 294110

Arthroscopy 4 mm, 30°, autoclavable. Working length: 185 mm  
Cat. No 294111

Biopsy forceps 2.7 mm. Working length: 230 mm  
Cat. No 294140

Sheaths for 4 mm Arthroscopes  
Working length: 185 mm. High flow trocar sheaths  $\varnothing$  5.8 mm with two rotatable stop cocks  
Cat. No 294112

Trocar with triangular tip  
Cat. No 294113

Obturator blunt  
Cat. No 294114

Arthroscopes  
Arthroscopy  $\varnothing$  2.7 mm, 0°, autoclavable. Working length: 140 mm  
Cat. No 294100

Arthroscopy  $\varnothing$  2.7 mm, 30°, autoclavable. Working length: 140 mm  
Cat. No 294101

Sheaths for 2.7 mm Arthroscopes  
Trocar sheath  $\varnothing$  4.0 mm. 2 rotatable stop cocks  
Cat. No 294102

Trocar with triangular tip  
Cat. No 294103

Obturator blunt  
Cat. No 294104

Accessories for Arthroscopes  
Probe graduated 3.5 mm  
Cat. No 294141

Hook scissors straight 3.5 mm  
Cat. No 294142

Grasping and biopsy forceps 3.5 mm  
Cat. No 294143



Cat. No 294100 Cat. No 294101



Cat. No 294120 Cat. No 294102

## KRUUSE Veterinary Endoscopes

### Laparoscopes

Laparoscopes 10 mm, 0°, autoclavable. Working length: 325 mm  
Cat. No 294120

Laparoscopes 10 mm, 30°, autoclavable. Working length: 325 mm  
Cat. No 294121

### Accessories for Laparoscopes

Palpation probe graduated 5 mm, length 330 mm  
Cat. No 294144

Hook scissors 5 mm, length 330 mm  
Cat. No 294145

Grasping forceps 5 mm, length 330 mm  
Cat. No 294146

Biopsy forceps 5 mm, length 330 mm  
Cat. No 294147

Endoscopic suction and irrigation tube set. 5 mm and 10 mm  
Cat. No 294148

NB: Above scopes do not include light source or fibre optic cable  
Light source cold light projector type Endolux 1  
Cat. No 294160

Fibre optic cable. 1,800 mm x 3.5 mm  
Cat. No 294105



Cat. No 294160